











FC3020T

[Original file](#)

Flyer

Download here the flyer: [fc3020t.pdf](#)

FC3020T Parts/Onderdelen/Composants

Name/Naam/Nom	Amount/Aantal/Nombre	Description/Beschrijving
UK Perspex body NL Acryl behuizing FR Boîtier acrylique	1	
UK Pt1000 probe ¼" BSP/BNC NL Pt1000 voeler ¼" BSP/BNC FR Sonde Pt1000 ¼" BSP/BNC	1	
UK PVC valve set NL PVC Kraanset FR Ensemble robinet PVC	2	
UK Cable gland PG16 NL Kabelwartel PG16 FR Presse-étoupe PG16	2	
UK gland sealing plug NL afdichtplug wartel FR bouchon presse-étoupe	1	
UK O ring 22 mm NL O-ring 22 mm FR Joint torique 22 mm	2	
UK O ring 13 mm NL O-ring 13 mm FR Joint torique 13 mm	3	
UK Distance holder 4 cm NL Afstandshouder 4 cm FR Support distance 4 cm	2	
UK Mounting screw 12 cm NL Montageschroef 12 cm FR Vis de fixation 12 cm	2	
UK Mounting screw 10 cm NL Montageschroef 10 cm FR Vis de fixation 10 cm	2	

Name/Naam/Nom	Amount/Aantal/Nombre	Description/Beschrijving
UK Wall plug NL Muurplug FR Cheville	2	


Laboratory Valve

See/Zie/Voir: <http://praheerplastics.ca/documents/S4%20laboratory%20valve.pdf>

Remark

- **UK** Use the remaining valve plugs to close the unused openings of the Perspex body.
- **NL** Gebruik de resterende pluggen voor het afsluiten van de resterende openingen in de Acrylbehuizing.
- **FR** Utilisez les fiches restantes des robinets pour fermer les ouvertures non utilisées du corps Perspex.

Example/Voorbeeld/Exemple



From:
<http://www.consort.be/wiki/> - **Support website**

Permanent link:
<http://www.consort.be/wiki/fc3020t?rev=1472042514>

Last update: **24/08/2016 12:41**

